



Item code: 7273025 (NL 500mm)

Double Wall Drawer (Low Drawer)
Ray Hộp (chiều cao thấp, 81mm)



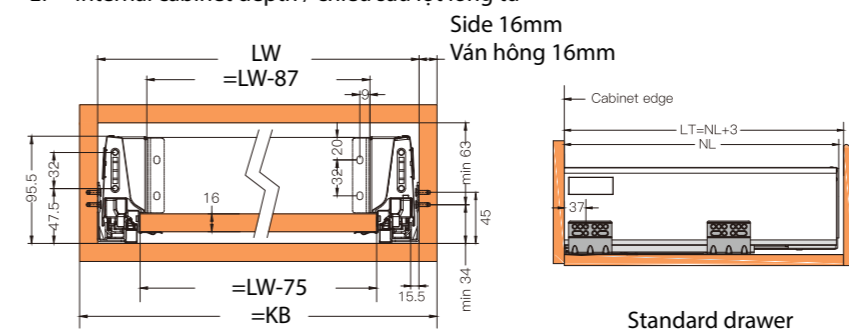
Load capacity: 35kgs
Nominal length: 500mm
Height of drawer sides: 81mm

Tải trọng: 35kg
Chiều dài ray: 500mm
Chiều cao thành hộp kéo: 81mm

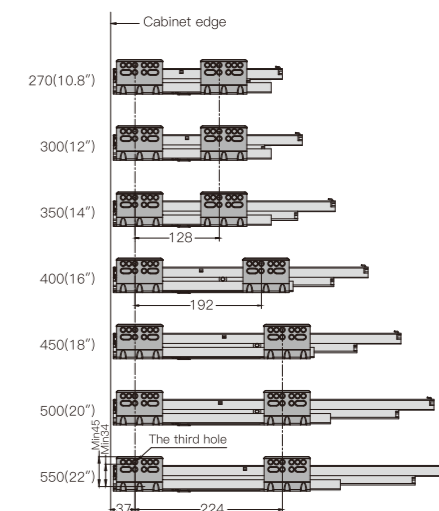


Installation dimensions / Kích thước lắp đặt

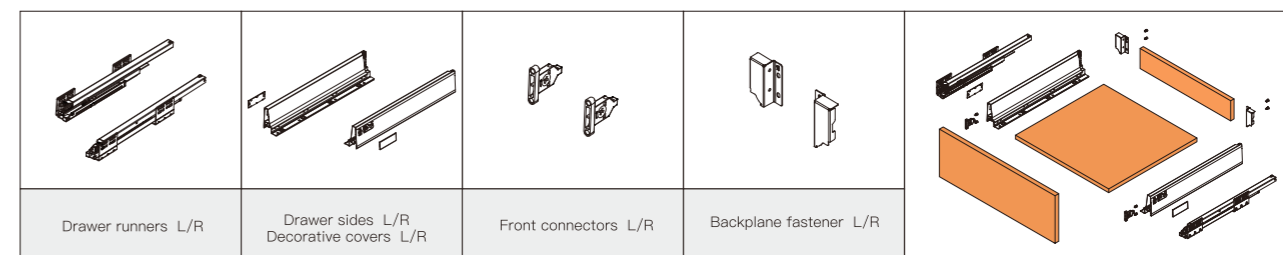
LW = Internal cabinet width / Chiều rộng lọt lồng thùng tủ
KB = Cabinet width / Chiều rộng thùng tủ
NL = Slide length / chiều dài ray
LT = Internal cabinet depth / chiều sâu lọt lồng tủ



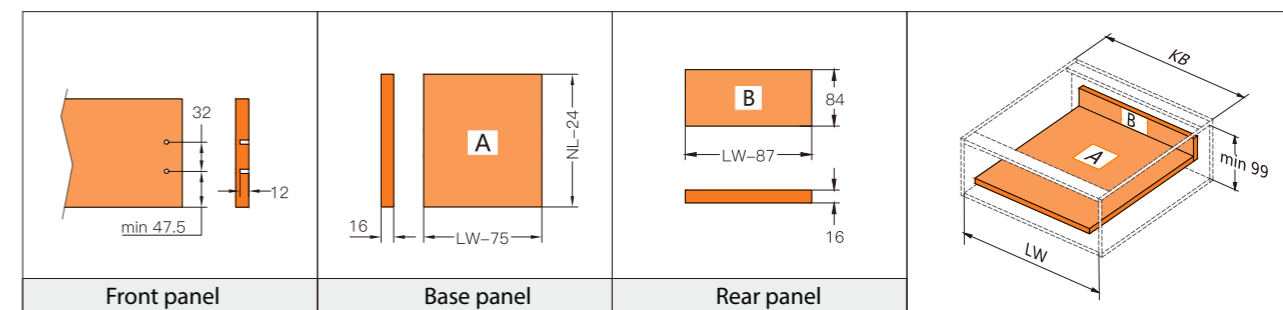
Hole position / Vị trí lỗ vít



Accessories / phụ kiện kèm theo



Drawer size and drilling



Item code: 7273026 (NL 500mm)

Double Wall Drawer (Medium Drawer) Ray Hộp (chiều cao trung bình)



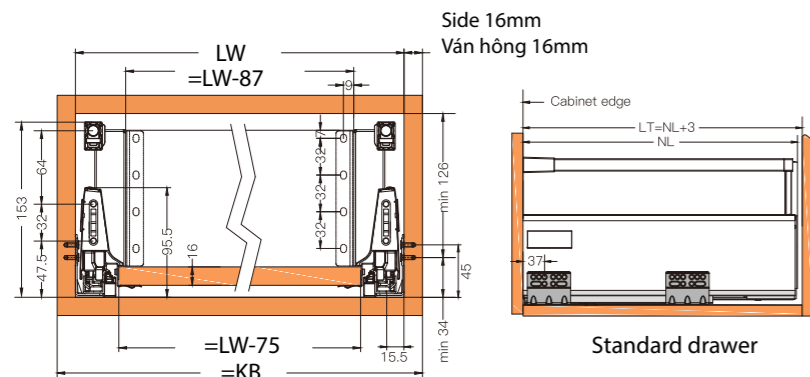
Load capacity: 35kgs
Nominal length: 500mm
Height of drawer sides: 81mm

Tải trọng: 35kg
Chiều dài ray: 500mm
Chiều cao thành hộp kéo: 81mm
(Chưa tính thanh nâng cấp)

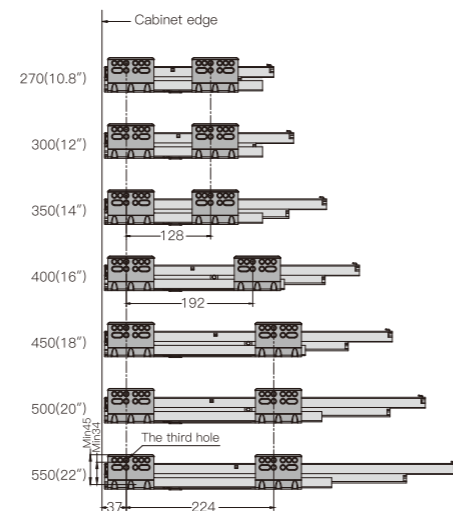


Installation dimensions / Kích thước lắp đặt

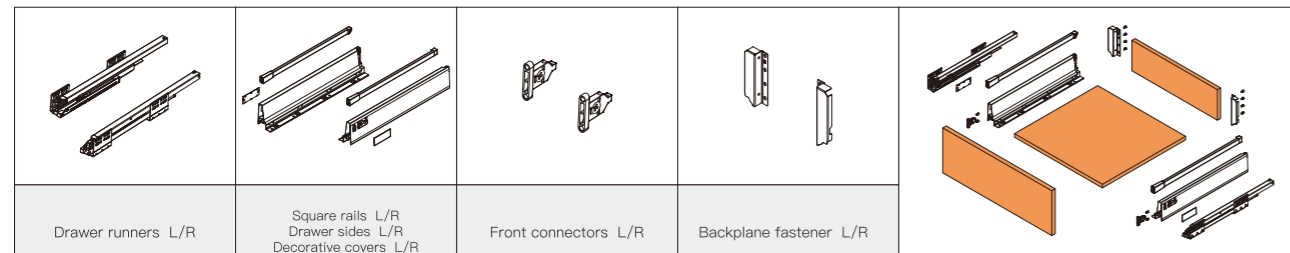
LW = Internal cabinet width / Chiều rộng lọt lòng thùng tủ
KB = Cabinet width / Chiều rộng thùng tủ
NL = Slide length / chiều dài ray
LT = Internal cabinet depth / chiều sâu lọt lòng tủ



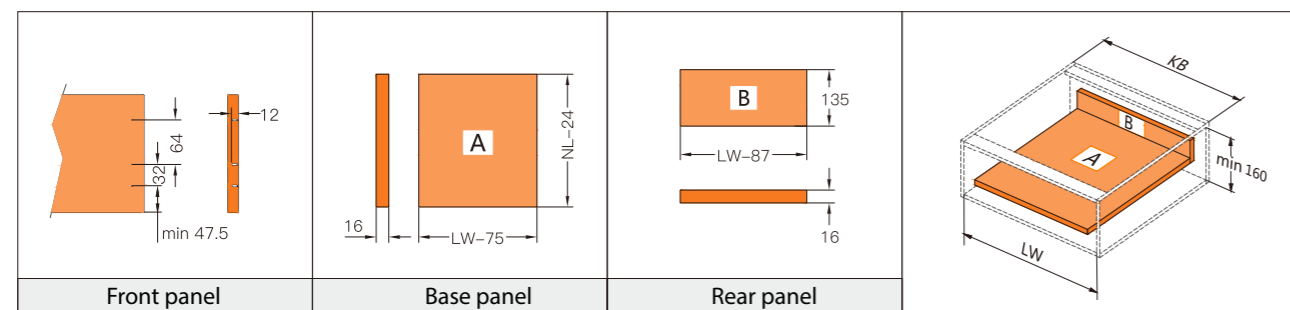
Hole position / Vị trí lỗ vít



Accessories / phụ kiện kèm theo



Drawer size and drilling



Item code: 7273027 (NL 500mm)

Double Wall Drawer (High Drawer) Ray Hộp (chiều cao lớn)



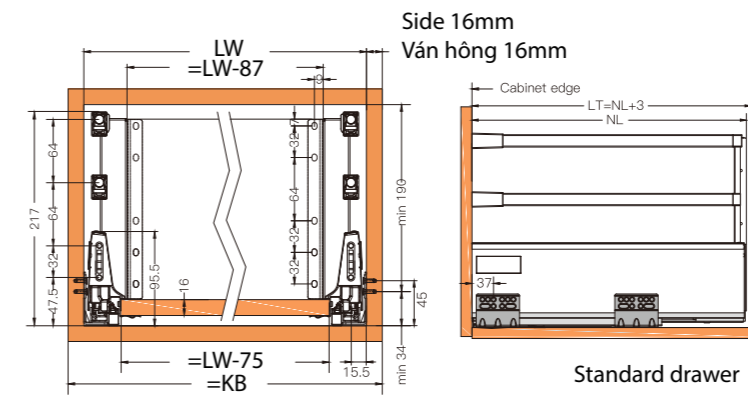
Load capacity: 35kgs
Nominal length: 500mm
Height of drawer sides: 81mm

Tải trọng: 35kg
Chiều dài ray: 500mm
Chiều cao thành hộp kéo: 81mm
(Chưa tính thanh nâng cấp)

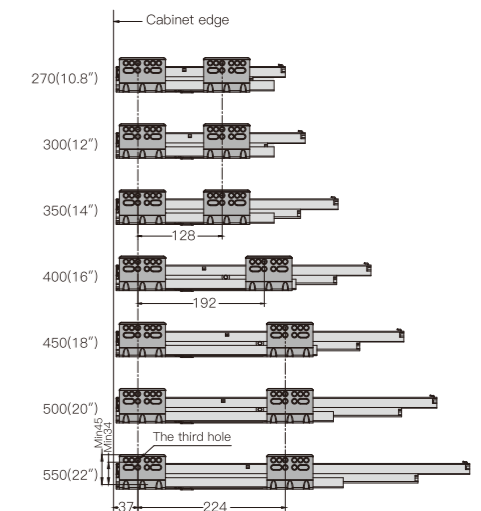


Installation dimensions / Kích thước lắp đặt

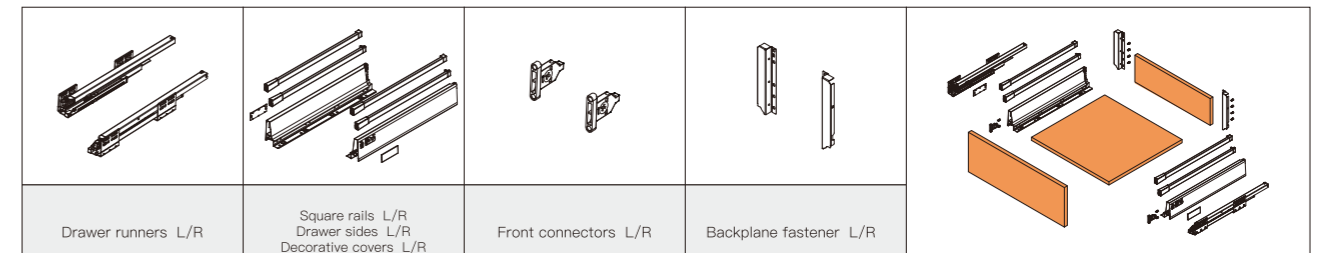
LW = Internal cabinet width / Chiều rộng lọt lòng thùng tủ
KB = Cabinet width / Chiều rộng thùng tủ
NL = Slide length / chiều dài ray
LT = Internal cabinet depth / chiều sâu lọt lòng tủ



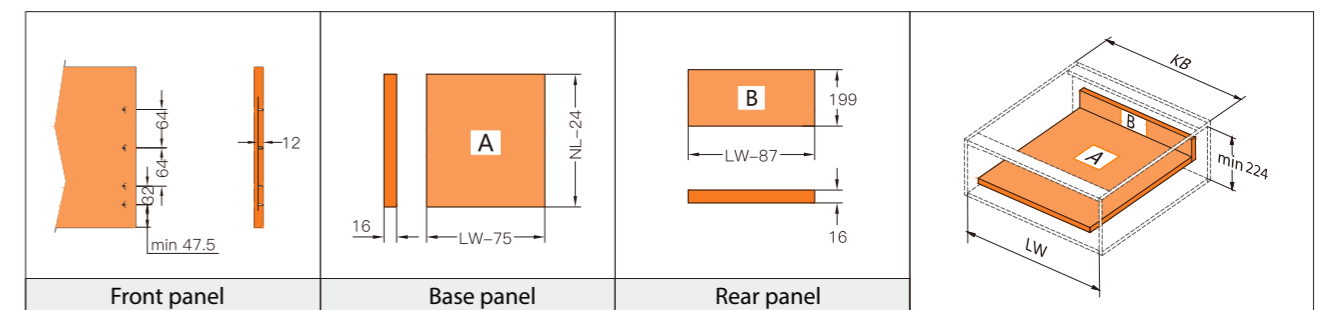
Hole position / Vị trí lỗ vít



Accessories / phụ kiện kèm theo



Drawer size and drilling



Item code: 7273025 (NL 500mm) + 7273920

Double Wall Inner Drawer (Low Drawer) Ray Hộp (chiều cao thấp)



Load capacity: 35kgs
Nominal length: 500mm
Height of drawer sides: 81mm

Tải trọng: 35kg
Chiều dài ray: 500mm
Chiều cao thành hộp kéo: 81mm



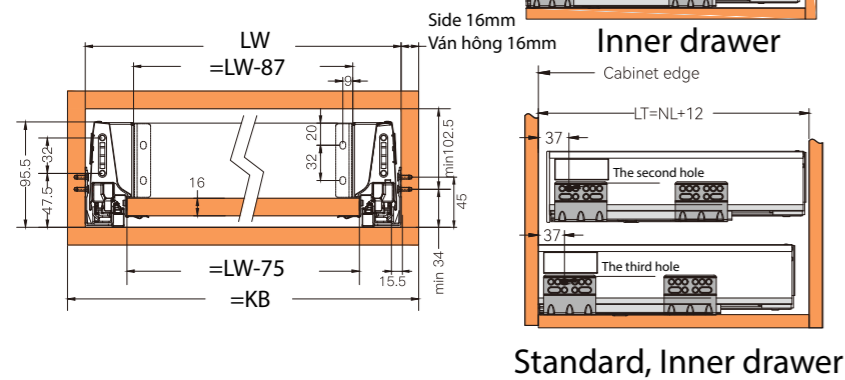
Installation dimensions / Kích thước lắp đặt

LW = Internal cabinet width / Chiều rộng lọt lòng thùng tủ

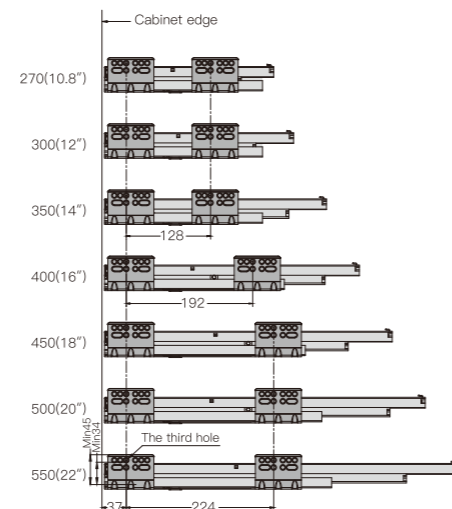
KB = Cabinet width / Chiều rộng thùng tủ

NL = Slide length / chiều dài ray

LT = Internal cabinet depth / chiều sâu lọt lòng tủ



Hole position / Vị trí lỗ vít



Drawer runners L/R	Drawer sides L/R Decorative covers L/R	Backplane fastener L/R	Front connectors L/R	Front panel	
Item code: 7273025			Item code: 7273920		

Front panel	Base panel	Rear panel	

Item code: 7273026 (NL 500mm) + 7273922

Double Wall Inner Drawer (Medium Drawer) Ray Hộp (chiều cao trung bình)



Load capacity: 35kgs
Nominal length: 500mm
Height of drawer sides: 81mm

Tải trọng: 35kg
Chiều dài ray: 500mm
Chiều cao thành hộp kéo: 81mm
(Chưa tính thanh nâng cấp)



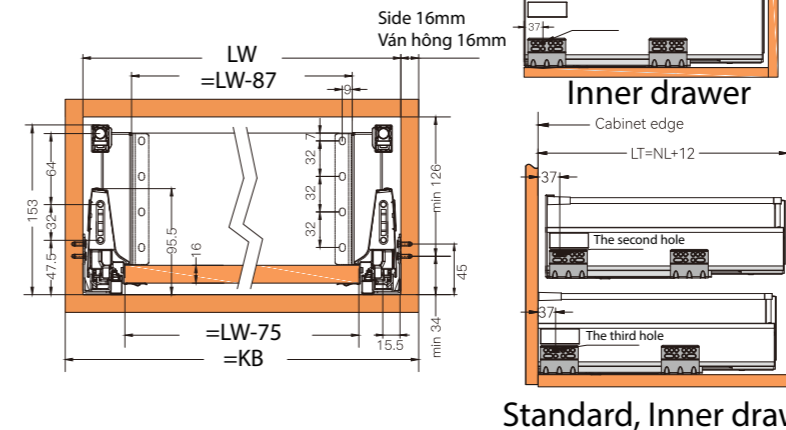
Installation dimensions / Kích thước lắp đặt

LW = Internal cabinet width / Chiều rộng lọt lòng thùng tủ

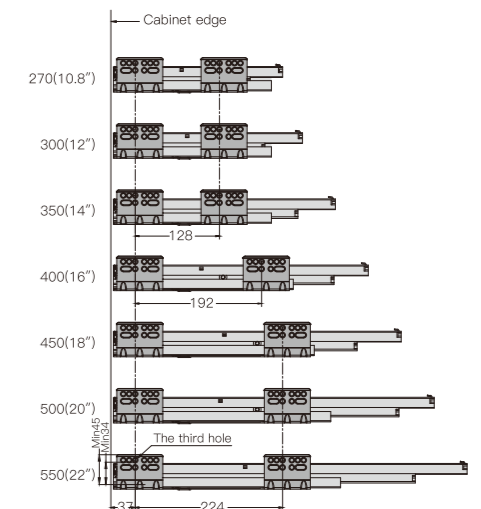
KB = Cabinet width / Chiều rộng thùng tủ

NL = Slide length / chiều dài ray

LT = Internal cabinet depth / chiều sâu lọt lòng tủ



Hole position / Vị trí lỗ vít



Drawer runners L/R	Square rails L/R Drawer sides L/R Decorative covers L/R	Backplane fastener L/R	Front connectors L/R	Front panel	
Item code: 7273026			Item code: 7273922		

Front panel	Base panel	Rear panel	

Item code: 7273027 (NL 500mm) + 7273924

Double Wall Inner Drawer (High Drawer) Ray Hộp (chiều cao lớn)

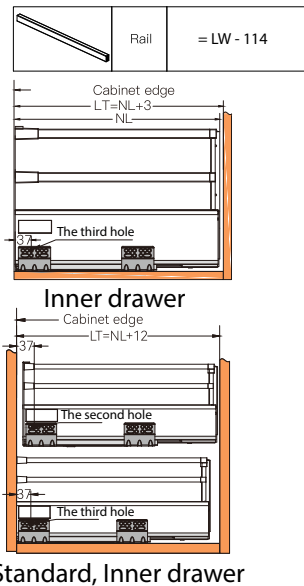
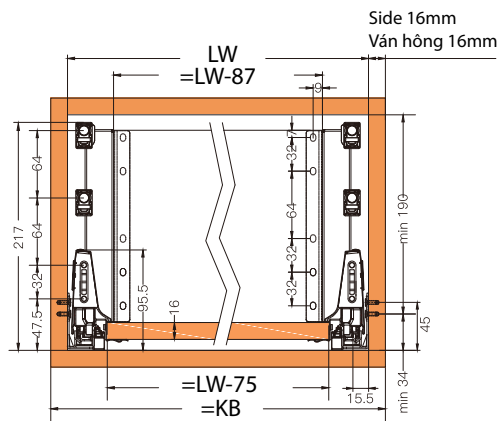


Load capacity: 35kgs
Nominal length: 500mm
Height of drawer sides: 81mm

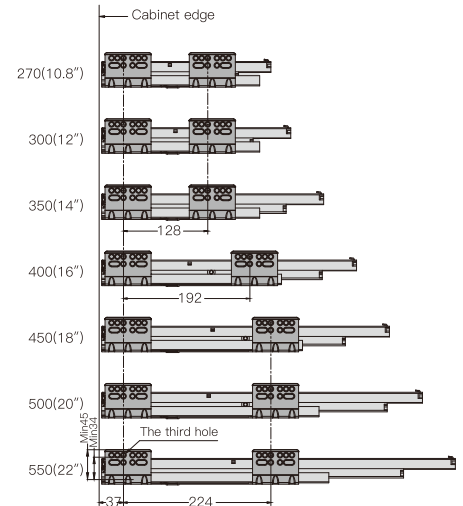
Tải trọng: 35kg
Chiều dài ray: 500mm
Chiều cao thành hộp kéo: 81mm
(Chưa tính thanh nâng cấp)



Installation dimensions / Kích thước lắp đặt
LW = Internal cabinet width / Chiều rộng lọt lòng thùng tủ
KB = Cabinet width / Chiều rộng thùng tủ
NL = Slide length / chiều dài ray
LT = Internal cabinet depth / chiều sâu lọt lòng tủ



Hole position / Vị trí lỗ vít



Drawer runners L/R	Square rails L/R Drawer sides L/R Decorative covers L/R	Backplane fastener L/R	Front connectors L/R	Front panel	
Item code: 7273027				Item code: 7273924	

Front panel	Base panel	Rear panel	