

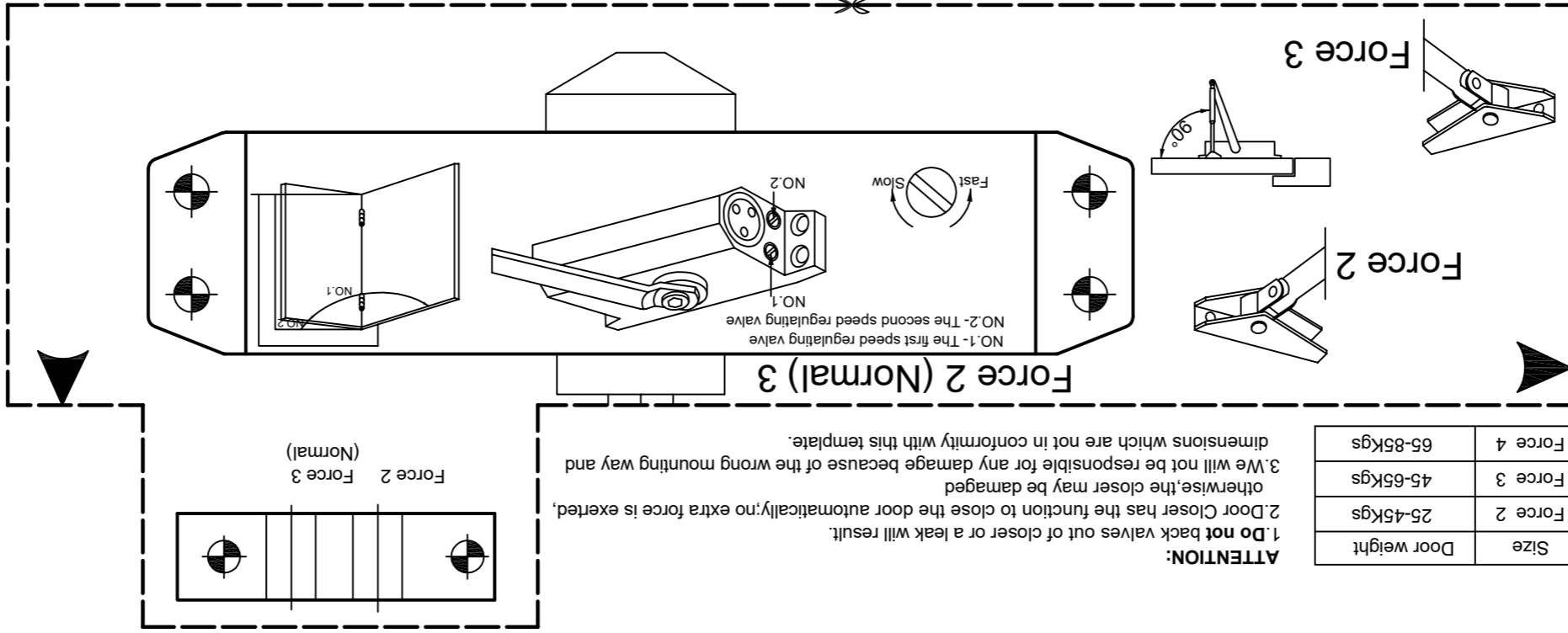
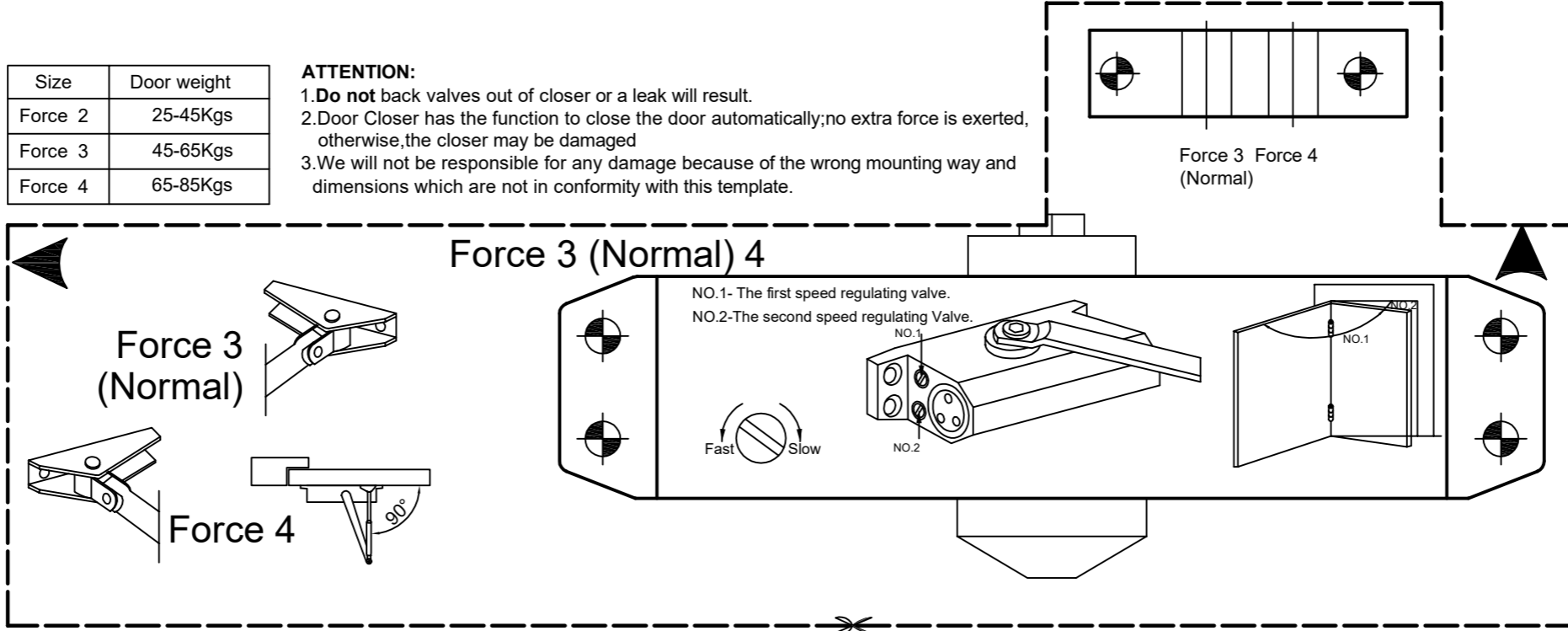
# IMUNDEX OVERHEAD DOOR CLOSER WITH HOLD OPEN ARM INSTALLATION TEMPLATE

707.15.800

Size	Door weight
Force 2	25-45Kgs
Force 3	45-65Kgs
Force 4	65-85Kgs

**ATTENTION:**

1. Do not back valves out of closer or a leak will result.
2. Door Closer has the function to close the door automatically; no extra force is exerted, otherwise, the closer may be damaged
3. We will not be responsible for any damage because of the wrong mounting way and dimensions which are not in conformity with this template.



Size	Door weight
Force 2	25-45Kgs
Force 3	45-65Kgs
Force 4	65-85Kgs

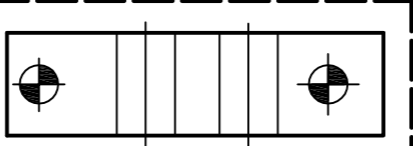
- ATTENTION:**
1. Do not back valves out of closer or a leak will result.
  2. Door Closer has the function to close the door automatically; no extra force is exerted, otherwise, the closer may be damaged
  3. We will not be responsible for any damage because of the wrong mounting way and dimensions which are not in conformity with this template.

# IMUNDEX OVERHEAD DOOR CLOSER WITH HOLD OPEN ARM INSTALLATION TEMPLATE

707.15.800

# IMUNDEX OVERHEAD DOOR CLOSER WITH HOLD OPEN ARM INSTALLATION TEMPLATE

707.15.800

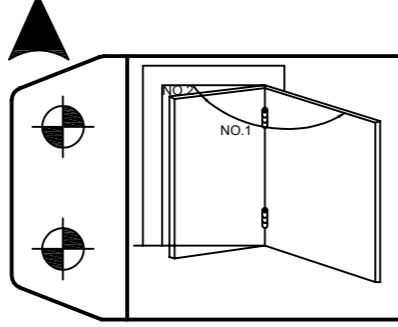


Force 3 Force 4  
(Normal)

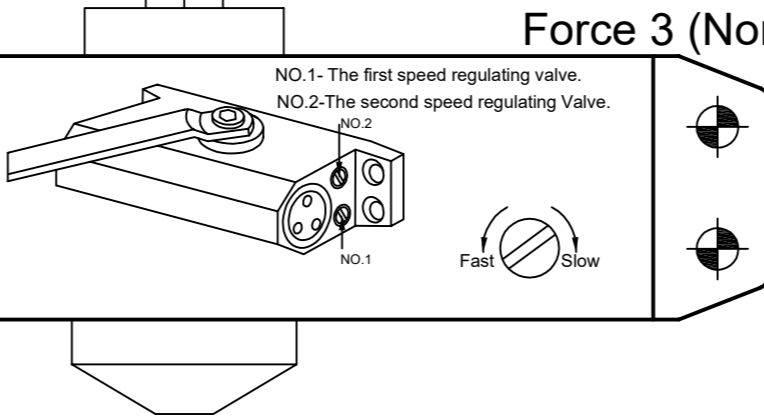
**ATTENTION:**

1. Do not back valves out of closer or a leak will result.
2. Door Closer has the function to close the door automatically; no extra force is exerted, otherwise, the closer may be damaged
3. We will not be responsible for any damage because of the wrong mounting way and dimensions which are not in conformity with this template.

Size	Door weight
Force 2	25-45Kgs
Force 3	45-65Kgs
Force 4	65-85Kgs

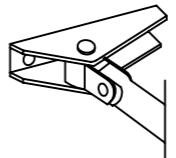


Force 3 (Normal) 4

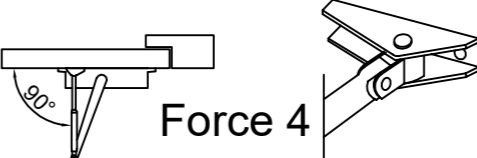


NO.1- The first speed regulating valve.  
NO.2- The second speed regulating Valve.

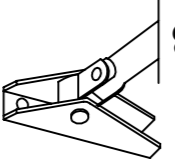
Fast Slow



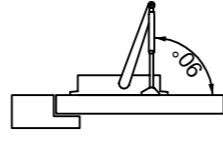
Force 3  
(Normal)



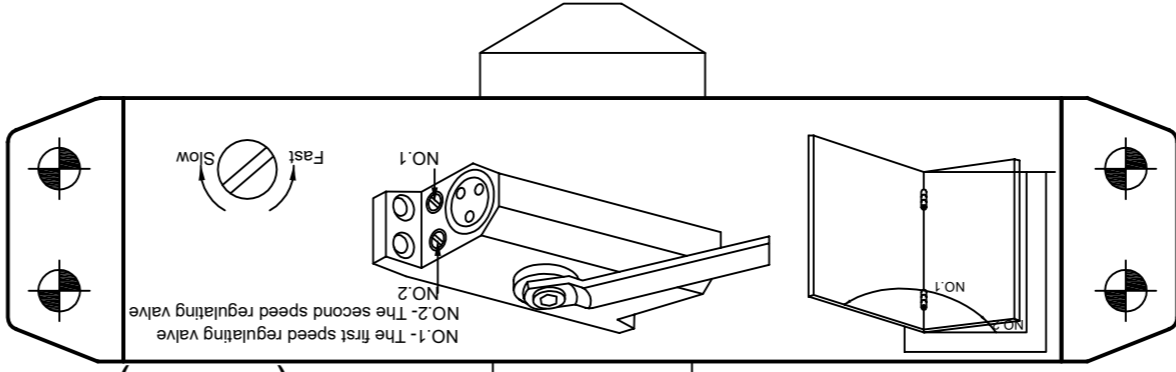
Force 4



Force 3

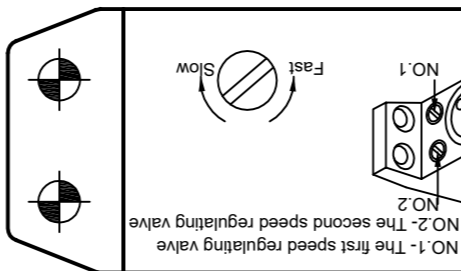


Force 2



NO.1- The first speed regulating valve  
NO.2- The second speed regulating valve

Fast Slow

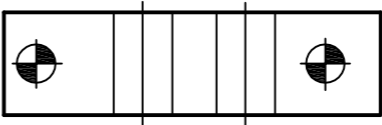


Force 2 (Normal) 3

Size	Door weight
Force 2	25-45Kgs
Force 3	45-65Kgs
Force 4	65-85Kgs

**ATTENTION:**

1. Do not back valves out of closer or a leak will result.
2. Door Closer has the function to close the door automatically; no extra force is exerted, otherwise, the closer may be damaged
3. We will not be responsible for any damage because of the wrong mounting way and dimensions which are not in conformity with this template.



Force 2 Force 3  
(Normal)

# IMUNDEX OVERHEAD DOOR CLOSER WITH HOLD OPEN ARM INSTALLATION TEMPLATE

707.15.800